



Specialty Shapes Order Form

Fax: 800-388-3514

Date: _____

Order #: _____

Line #: _____

Account #: _____

Acct Name #: _____

Quantity: _____

Product: Cellular Shades

PO / Sidemark: _____

Woven Woods (Not available as Circle or Quarter Circle)

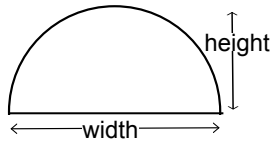
Special Instructions: _____

1) Use the arch diagrams below to select arch type and log measurements.

2) See size limitations on page 8.

3) Customers must provide templates for windows exceeding 80" width or 58" height; or windows less than 10" in height.

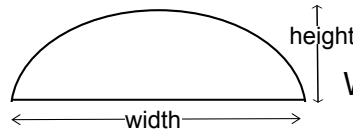
Perfect Arch



Width _____

Height _____

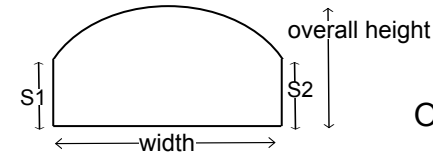
Imperfect Arch



Width _____

Height _____

Extended Arch



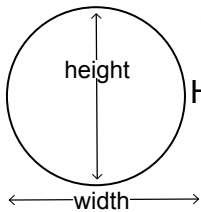
Width _____

Overall Height _____

(S1) Left Height _____

(S2) Right Height _____

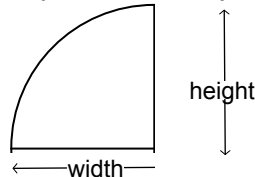
Circle



Width _____

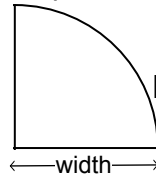
Height _____

Left Qtr Circle (Half Arch-Left)



height

Right Qtr Circle (Half Arch-Right)



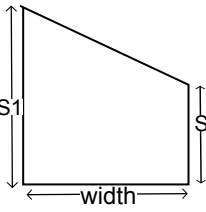
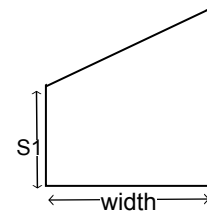
height

Width _____

Height _____

Left Angle

Right Angle



Top Width _____

Bottom Width _____

(S1) Left Height _____

(S2) Right Height _____